

# TAS12-AS SERIES

## INTELLIGENT ADMISSION PEDESTALS

Our intelligent admission pedestals provide barrier-free access control at entertainment and leisure facilities. All models allow patrons to self-validate entry credentials and provide a wide variety of features and functionality specifically tailored to entertainment and leisure facilities.



### TYPICAL INSTALLATION SITES

- Stadiums
- Arenas
- Theme Parks
- Clubs
- Other Entertainment Facilities

### COMMON APPLICATIONS

- Entry and/or Exit Access Control
- Printing During the Entry Process
- Attendant Assisted Access Control

## FUNCTION

Alvarado intelligent admission pedestals provide barrier-free access control at sports and entertainment facilities and are ideal for use in locations where floor space is limited. Our admission pedestals integrate seamlessly with Alvarado's widely used GateLink10 admission control software. Backed by over 15 years of development, GateLink10 is installed at hundreds of locations worldwide.

The pedestals and GateLink10 support superior real-time validation of printed and digital 1D/2D barcodes. A strategically placed, best in class, 1D/2D barcode imager provides near instantaneous validation of printed and digital barcodes in all types of environments.

Our pedestals are reliable, compact and easy for guests and attendants to use. Their modular design also provides an upgrade path for facilities as technology requirements and needs change.

All the products described allow guests to self-validate entry credentials. Guest self-scanning of credentials is becoming increasingly popular at venues because it provides many benefits over handheld validation terminals, including faster throughput and superior digital barcode scanning – even in bright sunlight. Alvarado also offers options to validate virtually any other media type, including RFID/NFC.

## MODELS

### TAS12-AS1

The TAS12-AS1 comes with a scan head containing an intelligent high speed controller, color touchscreen display and 1D/2D barcode imager that quickly scans printed and digital barcodes. LED's on the rear of the device notify attendants of presented credential status (good/bad) and identify when special tickets, such as child, senior or VIP, are presented. The graphics on the front display are user customizable and can include advertisements. The pedestal supports many admission functionality options, most of which are conveniently controlled and implemented from the GateLink10 server.

### TAS12P-AS1

The TAS12P-AS1 has the same features of the TAS12-AS1, plus an integrated high-speed kiosk style printer.

### TAS12-AS2

This model comes with two scan heads, each containing an intelligent controller, color touchscreen display and 1D/2D barcode imager. Guests can self-validate entry credentials in both the entry and exit directions.

### TAS12P-AS2

The TAS12P-AS2 has the features of the TAS12-AS2, plus an integrated high-speed kiosk style printer.

## TAS12AA-AS2

This pedestal is designed for use in applications where there is interaction between an attendant and guest during the entry process. This model comes with two scan heads, each containing an intelligent controller, color touchscreen display and 1D/2D barcode imager. The two intelligent controllers are internally connected, allowing the guest facing display and the attendant facing display to interact. The guest facing display provides visual instructions to the guest. The attendant facing display allows the attendant to perform “assist” functions such as processing group tickets, enrolling season pass holders or processing rewards or entitlements.

## TAS12AAP-AS2

The TAS12AAP-AS2 has the same features of the TAS12AA-AS2, plus an integrated high-speed kiosk style printer.

## SUMMARY OF MODELS

Alvarado offers seven pedestal models:



	IntraQ	AS1	AS2	P-AS1	P-AS2	AA-AS2	PAA-AS2
Guest Facing Display for Entry	✓	✓	✓	✓	✓	✓	✓
Second Guest Facing Display for Exit	—	—	✓	—	✓	—	—
Guest / Attendant Interactive Displays	—	—	—	—	—	✓	✓
Integrated High-Speed Printer	—	—	—	✓	✓	—	✓

✓ Included    — Not included

## SCAN HEAD COMPONENTS

The scan head assembly is a #304 stainless steel housing containing the components listed below. The scan head assembly attaches securely to the top of the pedestal. Included components are:

## ACCESS CONTROLLER

The access controller communicates either to Alvarado’s GateLink10 access control software or to third-party systems using Alvarado’s DirectConnect API, via wired or wireless TCP/IP. The access controller also provides offline validation if communication to the access control server is not possible. Offline transactions are stored and automatically uploaded to the host when communication is restored.

### BARCODE IMAGER

A 1D/2D barcode imager is internally mounted. The imager quickly reads both printed and digital barcodes.

### TFT DISPLAY WITH TOUCHSCREEN

A die cast bezel frames a 5.7" (diagonal) touchscreen color display. The bright (700 nit) display is visible in bright sunlight. Facility definable graphics guide patrons through the validation process and provide notification of presented credential status. Advertisements can also be displayed on the screen. Graphics are easily changed using an Alvarado provided utility.

### ATTENDANT NOTIFICATION LIGHTS

The back of the assembly contains an LED light board (Yellow/Green/Red). Lights notify attendants of the status of the presented credential. Unique light combinations can be associated with select ticket types to provide notification to attendants of special tickets such as "child", "senior" or "VIP".

### INTERNAL SPEAKER

Audible sounds (.wav files) are typically used to notify patrons and attendants of the validity of the presented credentials. Sounds are user configurable and are uploaded to one or all devices from a server utility.

## PEDESTAL COMPONENTS

### POST

The pedestal post is a 3" OD tube made from 7-gauge stainless steel with a 5.5" diameter anchoring flange. The post comes with a matching base cover which conceals the anchoring flange and installation bolts to provide a clean, finished look.

### ENCLOSURE

The pedestal enclosure is fabricated from 16-gauge stainless steel. The enclosure houses power supplies and other electronics.

### PRINTER (PRINTING MODELS ONLY)

Printing models include an integrated high-speed kiosk style receipt printer. The printer, a Zebra Model 403, has a maximum print speed of 6" per second.

OPERATION AND INTERFACE

TAS12-AS1 AND TAS12P-AS1

The TAS12-AS1 and TAS12P-AS1 are used in the following operational modes:

Patron Self-Validation (Entry)

The color screen instructs the guests to scan their credential which is validated by the access control system. If the presented credential is valid, the pedestal plays the associated "valid" sound file and the guest is instructed to enter. Lights visible to attendants provide notification of the presented credential status.



Screen prompts can be customized by the venue.

If a TAS12P-AS1 is used, a seat locator, receipt or coupon can be printed during the entry process.



TAS12-AS2 AND TAS12P-AS2

The TAS12-AS2 and TAS12P-AS2 are used in the following operational modes:

Patron Self-Validation (Entry/Exit)

The color screen instructs the guest to scan their credential which is validated by the access control system. If the presented credential is valid, the pedestal plays the associated "valid" sound file and the guest is instructed to enter. Lights visible to attendants provide notification of the presented credential status.



Screen prompts can be customized by the venue.

If a TAS12P-AS2 is used, a seat locator, receipt or coupon can be printed during the entry process



## TAS12AA-AS2 AND TAS12PAA-AS2

The TAS12AA-AS2 and TAS12PAA-AS2 are used in the following operational modes:

### Patron Self-Validation (Entry)

The color screen instructs the guest to scan their credential which is validated by the access control system. If the presented credential is valid, the pedestal plays the associated "valid" sound file and the guest is instructed to enter. Lights visible to attendants provide notification of the presented credential status.



Screen Prompts can be customized by the venue

### Attendant Assisted

The guest and attendant scan head controllers are internally connected. This allows the guest facing display to provide visual instructions for guests, while the attendant screen allows the attendant to provide assisted functionality as part of the entry process.

### Entry Applications

Examples include processing group tickets, providing season pass enrollment or processing rewards or entitlements. Custom functionality can also be provided.

If a TAS12PAA-AS2 is used, a seat locator, receipt or coupon can be printed during the entry process



## Attendant Operation and Diagnostics

Logging in via the touchscreen display provides attendants access to various functions, such as information-only ticket lookups, overrides and manual credential input. A diagnostic/configuration menu, also accessed through the touchscreen, allows authorized personnel to make configuration changes and test product functionality

## Interface to Access Control System

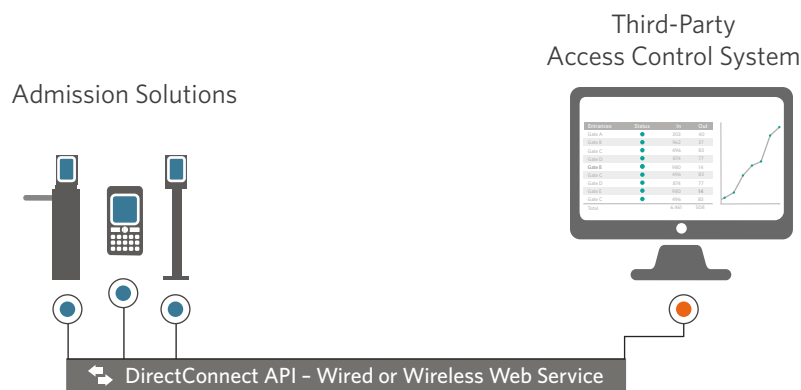
TAS12 series products interface to Alvarado's entertainment facility access control system, GateLink10. Alvarado also offers a DirectConnect API, which allows third-party systems to integrate directly with our devices through easily implemented web service protocols. In either case, communication is via wired or wireless TCP/IP. Note: Not all functionality is supported through the DirectConnect API interface. Contact Alvarado for more information.

TAS12 series products also provide offline validation in the event that communication between the devices and access control system is interrupted.

### Using Alvarado's GateLink10



### Using Alvarado's DirectConnect API



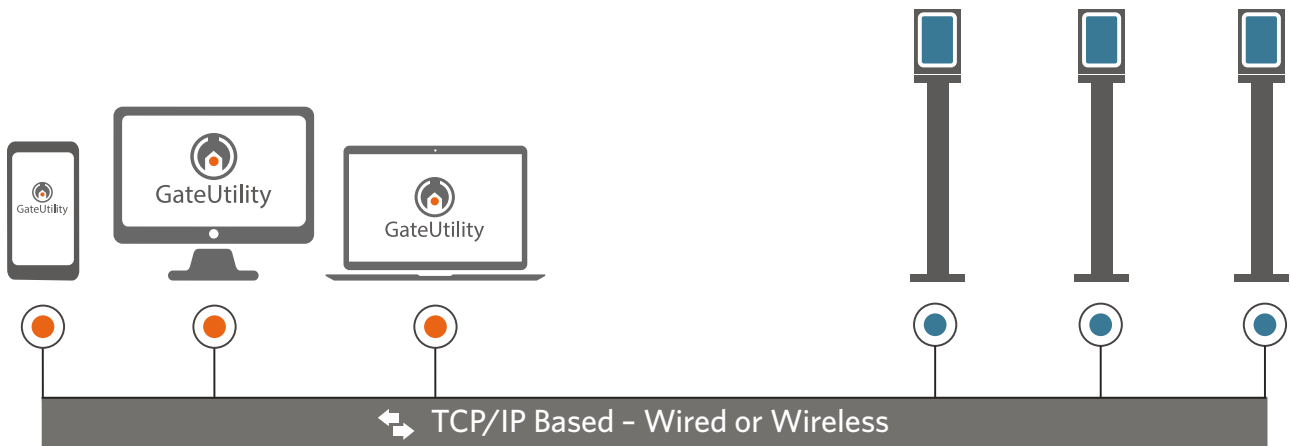
## Using Alvarado's GateUtility

As an added benefit, the TAS12-AS models and all of Alvarado's intelligent admission products come with GateUtility (GU). This browser-based application allows remote control of all Alvarado devices installed at a facility. For example, using any browser accessible device, GU allows the facility to:

- Change screen graphics and sound files
- Update software and device configurations
- Restart devices

 GateUtility Device Management Software

Alvarado's Intelligent Admission Device





## AVAILABLE FINISHES

### STAINLESS STEEL

Exterior components are #304 stainless steel polished to a #4 satin finish.

### POWDER COATED

Exterior components are #304 stainless steel. The post and printer housing (TAS12P-AS models only) are powder coated. The lid and scan head are not powder coated. Powder coating is available in a variety of colors.

## OPTIONS

### 220VAC

A 220VAC, 50Hz, power supply and EU wiring scheme are utilized.

### ALTERNATIVE MEDIA READERS

Other media readers such as an NFC/RFID reader or magnetic stripe reader can be added to the pedestal. RFID/NFC readers are typically installed on the underside of the lid. This allows credentials to be validated by holding the credential over the reader.

### FACTORY PREPARATION FOR ADDITIONAL TAS12 SCAN HEAD

The pedestal can be factory prepped to allow the field installation of a second TAS12 scan head on the pedestal lid. This upgrades the pedestal to support entry/exit validation or attendant assisted applications.

### PORTABLE

- |                            |  |
|----------------------------|--|
| <b>AC Powered Portable</b> | The pedestal is attached to a black powder coated baseplate. An AC plug is provided to power the pedestal. Communication is via WiFi (802.11a,b/n)   |
| <b>Battery Powered</b>     | The pedestal is attached to a black powder coated baseplate. An advanced battery system provides 10 hours of continuous operation under a full load, even if a printer is being used. The battery pack is attached to the backside of the post. Communication is via WiFi (802.11a,b/n). |

### VINYL COVER

Vinyl covers are available to protect units when not in use.

### WIRELESS COMMUNICATION

Wi-Fi communication (802.11a,b/n).

## SHIPPING AND SITE PREPARATION

### SHIPPING

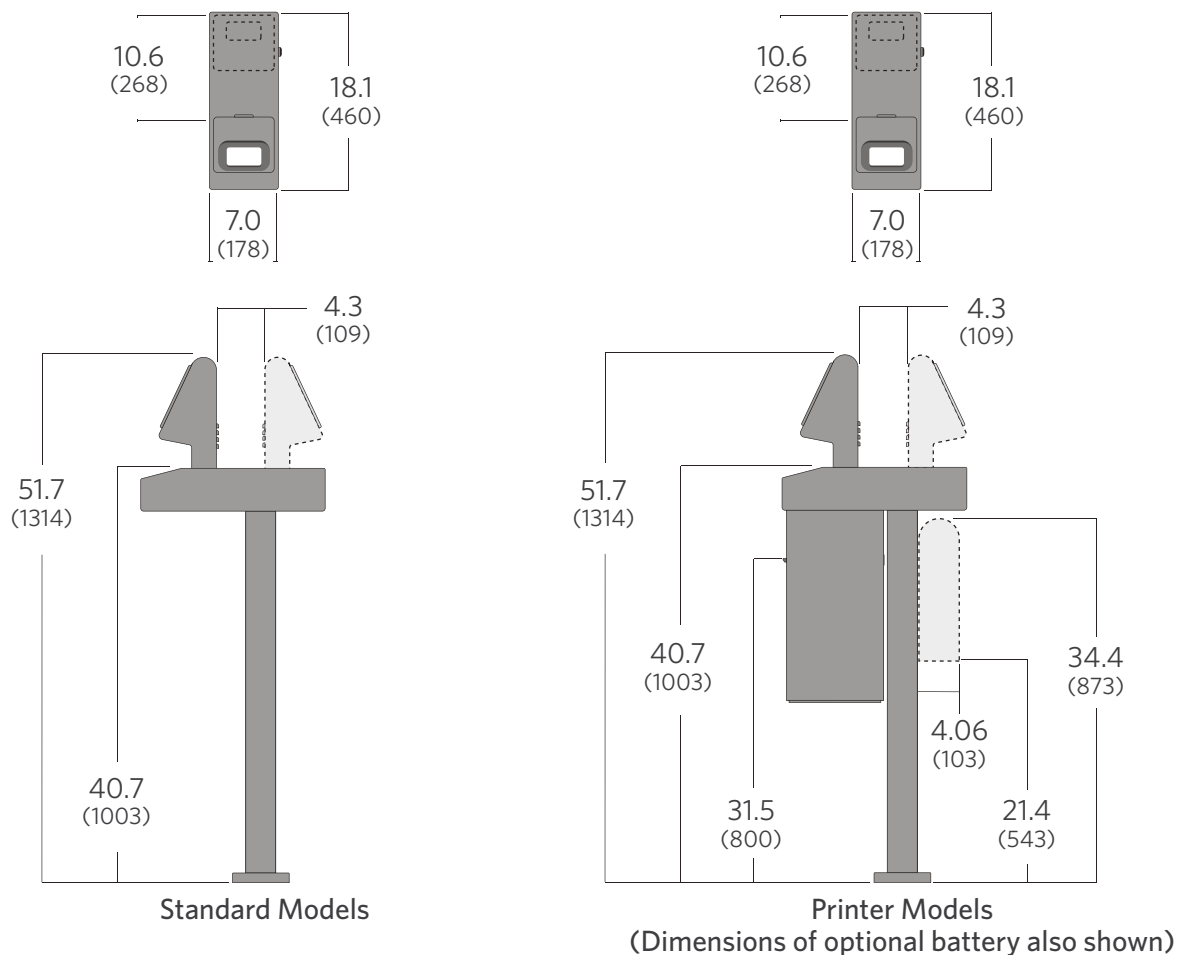
The pedestals are shipped assembled. The scan head assembly is shipped separately and is attached to the pedestal during the installation process.

### SITE PREPARATION

Fixed mounted pedestals must be installed on a firm foundation in a manner that allows the power and communication cabling to be pulled into the unit. The recommended slab platform should be a minimum of 4" deep, level concrete. Concrete anchors, bolts and washers are included with each pedestal. A skilled installer following Alvarado's directions and instructions should perform installation. Detailed drawings and installation manuals are available online.

## TECHNICAL DIMENSIONS

Dimensions are shown in inches (mm). All measurements are approximate.



## DESCRIPTIVE SPECIFICATION PEDESTALS

Electrical	Description	
UL Rated Power Supply	110-120 VAC, 60 Hz or 220-240 VAC, 50 Hz (optional)	
Power Requirements	Maximum power consumption is 28W per pedestal (TAS12-AS Models) or 112W per pedestal (TAS12P-AS Models).	
Operational Voltage	Primary power is stepped down and rectified for low voltage 12VDC and 5VDC operation (all TAS12-AS Models) or low voltage 24VDC, 12VDC and 5VDC operation (All TAS12P-AS Models).	
On/Off Switch	A recessed on/off switch is provided at each pedestal.	
Fuse Protection	Pedestals are fuse protected.	
Surge Protection	Alvarado suggests use of surge protection equipment in connection with the installation to protect electronics.	
Weights and Environmental		
Product Weight	50 lbs. TAS12-AS1; 76 lbs. TAS12P-AS1 63 lbs. TAS12-AS2 and TAS12AA-AS2 89 lbs. TAS12PAS2 and TAS12PAA-AS2	23 kg; 34 kg 29 kg 40 kg
Shipping Weight	150 lbs. TAS12-AS1; 176 lbs. TAS12P-AS1 195 lbs. TAS12-AS2 and TAS12AA-AS2 220 lbs. TAS12PAS2 and TAS12PAA-AS2	68 kg; 80 kg 88 kg 100 kg Shipping Crate(s) Included
Operating Temperature*	15° to 122° F	-10° to 50° C
Storage Temperature	-30° to 160° F	-34° to 70° C

\*Recommended installation environment for TAS12 series pedestals is indoors or outdoors. If outdoors, install in a covered location out of direct weather.

## WARRANTY

For a period of one year from the date of purchase, Alvarado will replace or repair, at Alvarado's option, any products or parts which are defective in materials or workmanship, provided recommended installation and maintenance procedures are followed. This warranty is void if damage is due to improper installation, maintenance or use. This warranty is limited to parts only, and does not cover labor or shipping charges incurred in connection with the removal or replacement of warranted products or parts.

This warranty is expressly made in lieu of any and all other warranties, expressed or implied, including, but not limited to implied warranties of merchantability and fitness for a particular purpose. Alvarado shall not be liable for any loss or damage, directly or indirectly, arising from the use of purchased products. In no event shall Alvarado be liable to buyer for consequential damages, special damages, incidental damages, loss of use, business interruption, loss of profits, or damages of any kind arising out of the use or inability to use a purchased product. In no event shall Alvarado be liable for damages which exceed the purchase price of a covered product.