



**SECURED ENTRY
CONTROL**

Product Catalog

**Access the
Exceptional.**



SU5000 Optical Turnstiles



Argus Optical Turnstiles



CPSTT Full Height Turnstiles



SRD Security Revolving Door



Access the **Exceptional.**

For 70 years, customers have trusted Alvarado and our U.S.-manufactured products to protect their assets and control the flow of people. Our customized and advanced solutions are found at Fortune 500 companies, iconic sporting events, popular entertainment facilities, major distribution warehouses, and more, providing the safety, guidance, and experience your employees and guests deserve.

We're problem-solvers, eager for new challenges in more markets. And now, with the added resources and support of dormakaba, one of the world's premier companies for safety, security, and sustainability, we are a turnkey partner with the power to make your next project exceptional. As part of dormakaba Group, Alvarado invites you to think bigger, go bolder, and let our team bring your vision to life.

Choose Alvarado and "Access the Exceptional."



OPTICAL TURNSTILES

Alvarado's touch-free optical turnstiles provide secure bi-directional entry control and blend beautifully into high-end environments. Optical turnstiles increase facility security, organize the entry process and reduce the staff required to monitor facility access. Our optical turnstiles combine integrated sensors and motorized barriers to control access and detect non-credentialed entries.

All models provide fast throughput, integrate with access control systems and visitor management software, and are available in ADA compliant widths. Our optical turnstiles offer easy integration with various third-party touch-free technologies and readers, including RFID/NFC, mobile credentials, biometrics and elevator destination dispatch systems.

SU5000 Optical Turnstile with Barrier Panels

Standard features included an extremely fast throughput rate of 60 PPM, precise and quiet panel movement, robust tailgate detection, and remote monitoring capabilities.

A variety of lid material, cabinet finish, and customized lighting options are available to further enhance the look of any facility aesthetic.

Barrier panels for the SU5000 are available in low, mid and full height options.




ARGUS Optical Turnstile with Barrier Panels

With a focus on European design and engineering, the architecturally inspired features and materials of the Argus make it a centerpiece for premium lobbies worldwide.

Its straight lines, geometrical corners and moving glass barriers are further enhanced by ambient lighting and hundreds of finish combinations.

Barrier panels and drive units for the Argus are available in low, mid and full height options.





SU4500
Compact Optical Turnstile
with Barrier Panels

The SU4500 is a compact barrier optical turnstile, at only 38" long. Designed for high-end facilities where space is at a premium, the SU4500's small installation footprint doesn't compromise on security or performance.

The look of the SU4500 can be further enhanced through an optional lighting package which allows users to illuminate the side panels (and the top and end lights, if desired) in any RGB color and create unique transition effects. Provided configuration software allows users to change lighting colors and transitions.

ARGUS V60
Compact Optical Turnstile
with Barrier Panels

The Argus V60 offers the smallest footprint of any other optical turnstile on the market with a length of only 9.1". Perfect for areas with limited space such as elevator banks, stairwells, and hallways.

Unlike other optical turnstiles that use a combination of vertical and horizontal presence sensors, the Argus V60 utilizes a more robust vertical sensor system and algorithm to create a profile image of each entry to easily differentiate between a tailgating attempt and a single person carrying a bag.

The Argus V60 is available in a variety of finish packages that are sure to compliment any facility aesthetic. Available packages include: Organic Sand, Deep Black, True White, Corporate Satin, Digital Silver, and Vector Edge.



SU3500
Optical Turnstile with Barrier Wings

The SU3500 has stylish, clear motorized barrier wings that retract into the cabinet, providing high throughput rates in either direction.



SU3000
Optical Turnstile with Barrier Arms

The SU3000 has motorized barrier arms that quickly move down and into the cabinet. Its slim profile and stylish architectural design enhance any access control installation.

SU2000
Barrier-Free Optical Turnstile

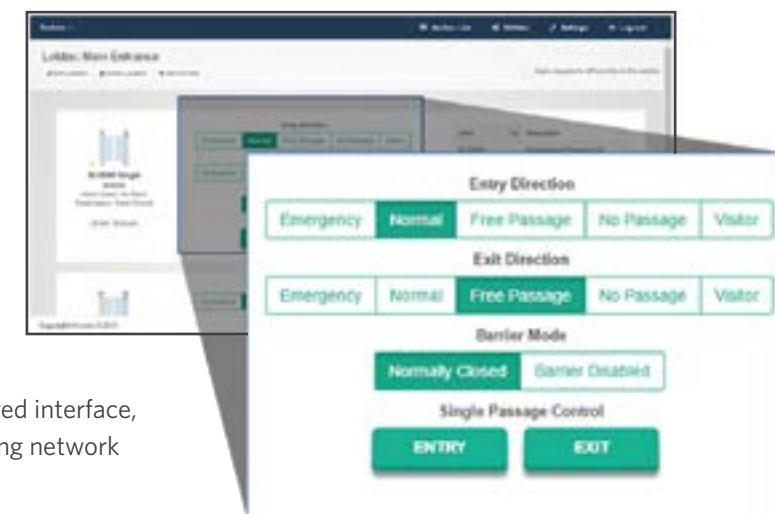
The SU2000 barrier-free turnstile's compact form is well suited for applications where space is at a premium and physical barriers are not required.



GATEKEEPER

GateKeeper is the real-time configuration and monitoring software solution for Alvarado's SU-Series optical turnstiles. Its browser-based virtual control panel provides intuitive control over day-to-day operating functions, including a built-in scheduling tool that enables automatic operational changes at user-defined times.

For facilities with heightened security requirements, GateKeeper is also available in a dedicated kiosk configuration. This option allows turnstiles to be controlled through a hard-wired interface, eliminating the need for browser-based connectivity and reducing network exposure.



Key Features

- PC-based software can run on desktops, laptops or tablets
- TCP / IP communication
- Immediate visibility of alarm conditions
- Automated configuration changes / event management
- Database log of all turnstile activity

FULL HEIGHT TURNSTILES

Full height turnstiles from Alvarado secure sensitive and restricted areas and provide entry control for all kinds of applications. Turnstiles do what a gate or door cannot; provide directional control of each passage and limit access to one person per activation. Unlike humans, turnstiles do not sleep, take breaks, play favorites or require a paycheck. They simply provide a secure, unmanned point of entry that significantly increases facility security.

All full height turnstiles feature Alvarado's speed control that adjusts to the pushing force of the user. This ensures a safe, controlled, rotation with automatic centering for improved security. Electrically controlled models integrate easily with nearly any access control system. Most models are available in galvanized, powder coat, powder coat over galvanized and stainless steel finishes. Tandem, motor-assist and touch-free versions are also available for most Alvarado models.




MST

The MST is the most trusted, secure and reliable full height turnstile available. The turnstile arms are welded, not bolted together, eliminating visible bolts and fasteners and increasing stability. The MST is installed in thousands of locations throughout the world.

Touch-Free Turnstiles

Alvarado's hygienic touch-free, motorized full height turnstiles provides a smooth, secure and completely contactless passage for users. Field retrofit kits are available to add touchless functionality to installed Alvarado full height turnstiles. Touch-free models include: MST-TE, MSTT-TE, CLST-TE, CPST-TE & CPSTT-TE.





CLST

The CLST combines a fully welded rotating section with a clear side panel. The clear side panel improves visual sight lines and provides greater aesthetics.

CPST

The CPST is Alvarado's most stylish full height turnstile. Highly secure, the CPST's clear arms and side panel provide a less industrial look than a traditional all-metal turnstile.



Tandem Turnstiles

Tandem full height turnstiles provide directional control in areas that need two full height turnstiles, but require a smaller installation footprint. Our tandem turnstiles use 30% less space than two individual turnstiles. Models available as tandem include: MST, CLST & CPST (MSTT pictured at left).

Visit www.alvaradomfg.com for additional full height models.

SECURITY REVOLVING DOORS

Alvarado's Security Revolving Door or SRD offers our highest level of security. Ideal for unmanned, employee entrances to eliminate common security threats like piggybacking, tailgating, unauthorized entry on exit, and credential pass-back. The SRD integrates easily with any access control system and provides fully automated, touch-free entrance control in an aesthetically pleasing design.

The SRD is equipped with a sophisticated presence and 3D sensor system that effectively prevents all common unauthorized entry attempts with a lower false rejection rate than other similar products on the market. In addition, the SRD complies with all current safety and US building code standards.



SRD

The SRD has 3 available models (S2, S3, and S4), with each model offering a different level of security to align with any facility requirement. A variety of finishes and configuration options are also available for further customization.



WAIST HIGH TURNSTILES

Waist high turnstiles from Alvarado provide safe, reliable, bi-directional access control. All of our turnstiles are designed for years of smooth, trouble-free operation and are available in manual and electrically controlled models.

Our waist high turnstiles feature hydraulically dampened arm rotation with automatic self-centering. All models ship fully assembled for quick and easy installation. Turnstiles are available in a stainless steel or powder coat finish. Electrically controlled models work with nearly any access control system.

AMT

The compact AMT's motorized arm rotation and extended arm length provides a very comfortable passage experience for patrons, and Alvarado's precise rotation control allows a user to start the motorized rotation with just a touch of the horizontal turnstile arm. The AMT's drop arm or anti-panic functionality is fully automatic upon loss of power or receipt of a dedicated fire input signal.



EDM Series

Alvarado's EDM motorized drive system uses minimal power and provides a smooth, controlled and quiet rotation. The EDM's drop arm or anti-panic functionality is fully automatic. Upon loss of power or receipt of a dedicated fire input signal, the horizontal arm drops, providing a clear exit passageway. Stylish bullnose cabinets are also available.



EDC

EDC waist high turnstiles come in manual and electric lock control versions. Electric models allow credential readers to be easily integrated with the turnstile, mounted either on top of or underneath the lid. Optional user LED notification lights communicate the status of presented credentials to users. Manual models are primarily used for pedestrian flow control and/or patron counting.

PEDESTRIAN SECURITY GATES

Alvarado offers several security gates for various entry control applications. Pedestrian gates are often used in conjunction with turnstiles to provide access for disabled persons and material delivery.

Electrically controlled gates easily integrate with access control systems and can be activated by entry control devices, such as a push-button installed at a guard or entry desk.

SW1000 Motorized Gate

The SW1000 pedestrian gate is designed to operate through an access control system or push-button activation. When combined with our waist high or optical turnstiles, it is an ideal product to provide access for disabled persons or material delivery.

A powerful brushless DC motor opens and closes the barrier smoothly. Upon activation, the barrier opens away from the user in the direction of travel. Barrier movement is controlled through closed loop position control that monitors barrier position every 1/1000 of a second, providing quick, precise and quiet movement.



VSG

This self-closing, single-direction stainless steel gate features a fail-safe magnetic lock and is an ideal complement to our waist high and optical turnstiles. Acrylic panels or infill bars are available.

MSG

Available in a variety of configurations, our full height MSG gates ship fully assembled, ready for installation. Gates have a heavy duty hydraulic closer and provide 48" of passage width. Electric lock control, push or panic hardware, key locks and card reader attachment plates are available. Models come in stainless steel, galvanized or powder coated over galvanized finishes.



PRODUCT OPTIONS

Alvarado offers a number of product options and customizations. Below are some of the more popular custom solutions we provide. Contact your sales representative to discuss your particular installation needs.



Side Panel Illumination

Side panels can be illuminated to enhance aesthetics and provide visual notification of credential status.



Etched Panels

Side panels and clear moving barriers can be etched with your company logo, text or artwork.



Reader & Auxiliary Systems Integration

Alvarado turnstiles integrate with all types of RFID, barcode and biometric readers, as well as auxiliary systems including elevator destination dispatch and visitor management.



Floor Saver Platforms

Platforms enable easy installation of Alvarado's optical turnstiles on a solid foundation and eliminates the need for anchoring, trenching or stubbing up conduit from the floor.




Powder Coating

All opticals, waist highs, full heights, pedestrian gates, and secured revolving doors can be powder coated in a variety of standard and custom colors.



Alternate Materials

All Alvarado optical turnstiles offer a variety of finish and lighting options that are sure to compliment any facility aesthetic.



Infill & Barrier Sections

As a finishing touch for your installation, Alvarado offers a number of options to close off open spaces around our turnstiles. Custom width clear barriers are also available.



Arm Sleeves/Weatherization

Padded arm sleeves can be added to full height turnstiles for user comfort and protection. Top channels can be weatherized / heated for harsh outdoor environments.



Touch-Free Field Kit

Field retrofit kits are available to add touch-free functionality to installed Alvarado full height turnstiles.



Notification & Status Lights

Notification lights provide instructions for users and are available with all turnstiles.

Alvarado products and solutions can be found globally. Our knowledgeable staff can assist with product selection, layouts and can direct you to local installers, integrators and service technicians. Installation images and detailed specifications can be found on our website, www.alvaradomfg.com.



www.alvaradomfg.com